

**Trayecto de Continuidad Pedagógica  
"Aprendo en casa"**

**ÁREA: LENGUA EXTRANJERA INGLÉS/7° Año/ Ciclo Superior/ Nivel Secundario**

Clase N°7

**Autora: Ethel Revello**

## INTRODUCCIÓN

Hola queridas familias y estudiantes.

Esperamos que se encuentren muy bien. Es una alegría saber que una vez más eligen la plataforma "Aprendo en casa" para seguir descubriendo y aprendiendo cosas nuevas.

Con respecto a la resolución de las actividades en inglés, pueden consultar diccionarios en internet y lo más importante es que puedan disfrutarlas e ir aprendiendo. Puedes **copiar y hacer las actividades en tu carpeta o apuntes de inglés**.

### Recuerda

- No es necesario imprimir, puedes copiar y responder en tu carpeta!
- Puedes consultar el **significado** y la **pronunciación** de las palabras desconocidas en este diccionario: <https://www.wordreference.com/es/> cada vez que se sugiera en las actividades.

The screenshot shows the WordReference.com website interface. The search bar at the top contains the word "school". The results page displays a list of related words on the left, including "schnittzel", "schnook", "schnoz", "schnozle", "scholar", "scholarly", "scholarship", "scholastic", "scholasticism", "scholium", "school", "school bus", "school supplies", "school-leaving age", "schoolbag", "schoolbook", "schoolboy", "schoolboyish", "schoolchild", "schooldays", and "schoolfellow". The main entry for "school" is highlighted, showing its pronunciation in UK and US English, and a "LISTEN" button. A red box highlights the pronunciation information with the text "Puedes escuchar la pronunciación de la palabra". Below the entry, there are tabs for "WordReference", "Collins", and "WR Reverse (100)". The "Principal Translations" section shows the word "school" in English, its meaning "(place of instruction)", and its Spanish translations "escuela" and "colegio".



## CONTENIDOS

Aceptación del propio cuerpo, del lugar donde nacemos, del color de piel. Uso de adjetivos calificativos en grado positivo para describir personas. Orden de los adjetivos en las oraciones. Campos semánticos pertinentes a diversos modos de interacción con la Educación Sexual Integral y la reflexión sobre el concepto de “belleza”.

## RUTINA



Activity 1: Think and write the date.

Piensa en la fecha y escríbela en tu carpeta de Inglés. Hay un ejemplo para que lo uses de modelo en caso de ser necesario.

Recuerda que necesitarás repasar los días de la semana y los meses del año.

Days of the Week
Sunday
Monday
Tuesday
Wednesday
Thursday
Friday
Saturday

Months of the Year	
January	February
March	April
May	June
July	August
September	October
November	December


Ordinal Numbers					
1st	First	11th	Eleventh	21st	Twenty-first
2nd	Second	12th	Twelfth	22th	Twenty-second
3rd	Third	13th	Thirteenth	23th	Twenty-third
4th	Fourth	14th	Fourteenth	24th	Twenty-fourth
5th	Fifth	15th	Fifteenth	25th	Twenty-fifth
6th	Sixth	16th	Sixteenth	26th	Twenty-sixth
7th	Seventh	17th	Seventeenth	27th	Twenty-seventh
8th	Eighth	18th	Eighteenth	28th	Twenty-eighth
9th	Ninth	19th	Nineteenth	29th	Twenty-ninth
10th	Tenth	20th	Twentieth	30th	Thirtieth

Example:

Date: Today is (DAY), (MONTH) (ordinal number), 2020.

Today is Thursday, May 26th, 2020 .

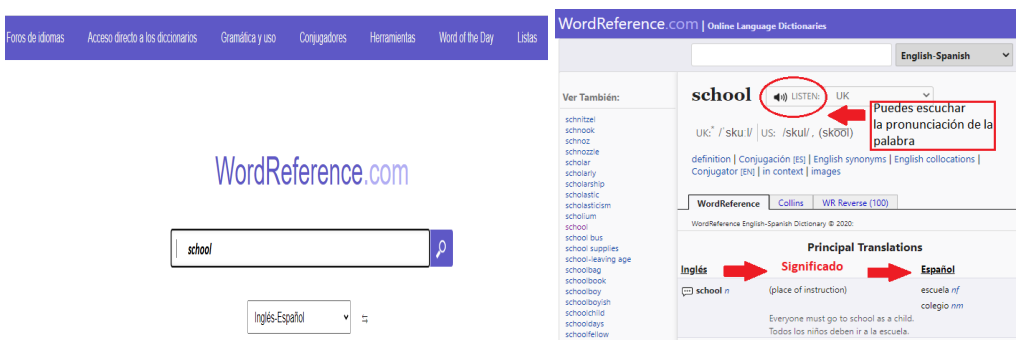




**INICIO**

**Activity 2: Watch a video [Women’s ideal body type throughout history](#). Then, read the following words and match them with the pictures (1-11).**

Puedes buscar las palabras que desconozcas en un diccionario online y escuchar cómo se pronuncian. <https://www.wordreference.com/es/>



slender	plump	slim waist	ample bosom
narrow shoulders	full bodied	pale skin	rounded stomach
high waist	light skin	large eyes	full hips
symmetrical face	women were considered “disfigured” versions of men	small feet	fair skin

plump	flat-chested	curvy	willowy
full-figured	downplayed waist	hourglass figure	thin
cinched waist	short bob hairstyle	large breasts	long slim legs
	boyish figure	slim waist	



<https://educacion.tierradelfuego.gob.ar>  
<https://aprendoencasa.tdf.gob.ar>

women wore corsets to achieve the ideal body shape			adolescent physique
--	--	--	---------------------


athletic svelte curvy tall toned arms	waifish extremely thin translucent skin androgynous	flat stomach healthy skinny large breasts butt thigh gap  women regularly get plastic surgery to achieve their desired look
---	--	--

**TOP MODELS**



1

.....  
..  
.....  
..  
.....  
..  
.....



2

.....  
..  
.....  
..  
.....  
..  
.....



3

.....  
..  
.....  
..  
.....  
..  
.....




4

.....  
..  
.....  
..  
.....  
..  
.....




..	..	..	..
.....	.....	.....	.....
..	..	..	..
.....	.....	.....	.....
..	..	..	..



5



6




7




8


.....	.....	.....	.....
..	..	..	..
.....	.....	.....	.....
..	..	..	..
.....	.....	.....	.....
..	..	..	..
.....	.....	.....	.....
..	..	..	..
.....	.....	.....	.....
..	..	..	..



9



10



11

.....



..	..	..
.....	.....	.....
..	..	..
.....	.....	.....
..	..	..
.....	.....	.....
..	..	..
.....	.....	.....
..	..	..
.....	.....	.....

**Activity 3: Watch this video:** [How the perfect body for men has changed over the last 150 years.](#)  
Then answer these questions.

- What did obesity refer to in the late 1800s?
- Could anyone join the “fat men’s club”?
- What happened in the 60s, 70s and 80s? Was food still important for men’s body?

## DESARROLLO

**Activity 4: Read and give your opinion.**

**Read the following sentences. You can find them in the first video.**

- “Women were considered “disfigured” versions of men.”
- “Women wore corsets to achieve the ideal body shape.”
- “Women regularly get plastic surgery to achieve their desired look.”

Do you agree? Do you think they are positive or negative? Why?

---


Read the following sentence. You can find it in the second video.

- “an everyman’s body gained interest”

Do you agree? Do you think they are positive or negative? Why?

---





**Activity 5: Do you think you fit any of these stereotypes presented in the videos?**

- a. Choose one of the stereotypes the video shows
- b. Make a list of adjectives you need to describe the stereotype you have chosen. You can have a look at the list on this link:

<https://www.iluenglish.com/describing-people-a-persons-physical-appearance/>

- c. Classify the adjectives you have chosen and fill in the chart (here you have some examples).

BODY	ADJECTIVES
General impression	big, plump, ...
Height	medium- height, short, ...
Build	big, muscular, ...
Head	big, large, ...
Hair	black, red, ...
Eyes	big, clear, ...
Nose	long, big, ...
Mouth	wide, small, ...
Complexion	tanned, dark skin, ruddy, ...
Neck	strong, thick, ...
Waist	cinched, downplayed, ...

**Activity 6: Read and listen to the following descriptions. Can you imagine these people?**

[AUDIO](#)



<https://educacion.tierradelfuego.gob.ar>  
<https://aprendoencasa.tdf.gob.ar>

*Mike has been my neighbour for seven years. I met him when his ball broke my window and he woke me up. After that day we became very good friends. Mike looks older but he is my very same age. He is of average height, neither fat nor thin. He has long slim legs. He has a plump round face, deep black eyes and a wide smile. He has got short curly dark hair.*

*Jenny is my cousin. She is fifteen years old. She lives in my town now so we can pay visits very often. She is short and plump with narrow shoulders. She is a little bit flat-chested. She has an oval plump face full of freckles. Her complexion is pale. She has got long curly red hair. She has a big nose.*

*Andrew is my classmate. He is tall, muscular with short brown hair, large deep black eyes and a wide nose. His lips are thin and his smile is wide. He has a prominent chin.*

**Activity 7: Word order.**

Pay attention to word order. Order of adjectives.

Jane is a...

opinion	age	height	complexion	origin	noun
generous	young	tall	black	American	woman

Read the descriptions again and try to identify word order of adjectives. Write sentences about Mike, Jenny and Andrew as in the example:


*Andrew has got large deep black eyes.*

**CIERRE**

**Activity 8: Write a physical description.**







**APRENDO EN CASA**  
Trayecto de Continuidad Pedagógica




Think of a person you love. Make a list of the adjectives you can use to describe him or her and write a paragraph of his or her physical description.

Puedes consultar esta página donde encontrarás algunas recomendaciones a la hora de elegir un adjetivo para describir a alguien y encontrarás ejemplos en oraciones:  
<http://manwrites.com/how-to-describe-someones-physical-appearance-in-english/>



<https://educacion.tierradelfuego.gob.ar>  
<https://aprendoencasa.tdf.gob.ar>



## BIBLIOGRAFÍA

**Women's ideal body type throughout history:** <https://www.youtube.com/watch?v=Xrp0zJZu0a4>

Blog. Man Writes. How to describe someone's physical appearance in English:  
<http://manwrites.com/how-to-describe-someones-physical-appearance-in-english/>

Describing people: A person's physical appearance. Copyright Iluenglish.com 2020. Revisado en julio 2020: <https://www.iluenglish.com/describing-people-a-persons-physical-appearance/>

Diccionario online: Word reference. Copyright 2020. Revisado en julio 2020:  
<https://www.wordreference.com/es/>

Descripciones y voz: Ethel Revello.



<https://educacion.tierradelfuego.gob.ar>  
<https://aprendoencasa.tdf.gob.ar>